
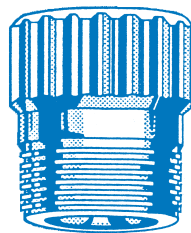
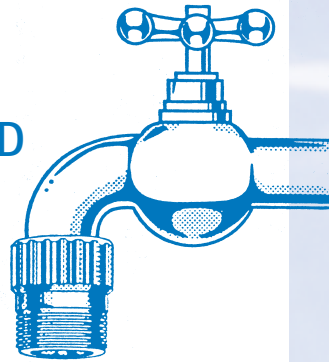


MAG-FLOOD STOP SAFETY VALVE

For Dishwashers & Front-loading Washing Machines

Protect your home from thousands of dollars water damage with FLOOD STOP. FLOOD STOP immediately cuts off water flow at the tap, in case of a hose bursting, safeguarding your home from flooding. Less mess, inconvenience and expense.



DID YOU KNOW A BURST HOSE COULD DUMP UP TO 11 TONNES OF WATER IN YOUR HOME IN ONLY SIX HOURS

FLOOD STOP SAFETY VALVE PREVENTS THE UNCONTROLLED WATER FLOW FROM BURST PRESSURE HOSES USED FOR WATER SUPPLY TO DOMESTIC DISH WASHING AND FRONT-LOADING WASHING MACHINES.

INSTALLATION

Hand tighten the FLOOD STOP to the outlet of your dish washing and/or laundry machine supply tap/s.

Open tap/s very slowly until FLOOD STOP closes (please hold a bucket underneath).

The safety valve will close and shut-off the water when the flow is greater than 17 litres per minute (this equals the maximum flow rate of the solenoid valve in dishwashing and front-loading washing machines). In the course of this test, the FLOOD STOP must shut-off. This closure will ensure the FLOOD STOP works in an emergency.

Close your tap/s.

Remove FLOOD STOP from your tap/s to allow the valve to re-open.

Reconnect the FLOOD STOP to the tap/s, hand tighten only. When using the FLOOD STOP for the first time, we recommend that you first switch on the machine and then proceed to open the tap/s slowly. This will de-aerate the hose line to ensure the valve can close, i.e. shut-off.

ATTENTION

Please ensure you remove any screens which may exist in the machine hose line/s. In the case of leaking hoses or a flow rate below 17 litres per minute the FLOOD STOP will not close. Minimum operating pressure 200 kPa.

MAINTENANCE

Please test the FLOOD STOP regularly. To do so, unscrew the valve and depress with your finger the inner mechanism, from the top to bottom. If the valve does not move freely or shows signs of calcination, clean the valve with a proper calcination dissolving solution or pure vinegar. Rinse thoroughly in clean water and re-fit according to above instructions.

WARRANTY

The German FLOOD STOP SAFETY VALVE has been developed in conjunction with Germany's leading approved manufacturers of domestic dish washing and front-loading washing machines. The valve has a one year warranty on materials and function. Improper connection, incorrect use and calcination are not covered by the warranty. The warranty is also void if any alterations have been made to the valve.

PLEASE REMEMBER

- Dish washing and washing machine taps should always be closed after use.
- FLOOD STOP SAFETY VALVE only to be installed by licensed plumber.